

Kadee® HO-Scale Standard & Whisker Coupler Chart

Chart Key

SC = Short
Centerset Shank

SU = Short
Underset Shank

SO = Short
Overset Shank

MC = Medium
Centerset Shank

MU = Medium
Underset Shank

MO = Medium
Overset Shank

LC = Long
Centerset Shank

LU = Long
Underset Shank

LO = Long
Overset Shank

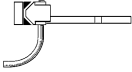
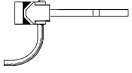
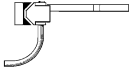
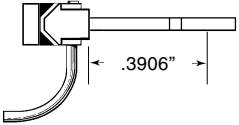
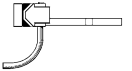
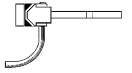
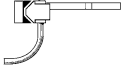
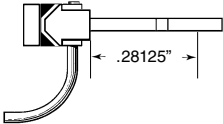
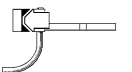
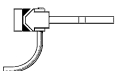
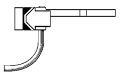
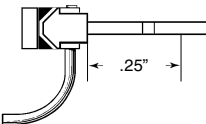
	Plastic Standard Head with Metal Knuckles	Plastic Standard Head with Metal Knuckles	Metal Standard Head	Metal "Scale" Head	Metal Standard Head	Metal "Scale" Head	Metal "SF" Head	Metal "SE" Head					
	Standard Couplers	Standard Couplers	Standard Couplers	Standard Couplers	Whisker® Couplers	Whisker® Couplers	Whisker® Couplers	Whisker® Couplers					
	with 213 & 232 or 234	with 233	with 232 or 234	with 9	with 232	with 451	with 242	with 115	with 242	with 178	with 242	with 242	
	Gear Box Short Shank couplers get the 234 gear box option	Gear Box	Gear Box Short Shank couplers get the 234 gear box option	Gear Box	Gear Box	Extended Swing Gear Box	Snap Together Gear Box	Log Car Narrow Gear Box	Snap Together Gear Box	"Scale" Gear Box	Snap Together Gear Box	Snap Together Gear Box	
	KIT	KIT	KIT	KIT	KIT	KIT	KIT	ASSY	KIT	KIT	KIT	KIT	KIT
 "SC"	23	33	-----	-----	-----	-----	143	-----	-----	153	-----	-----	-----
 "SU"	24	34	44	-----	-----	-----	144	-----	-----	-----	-----	-----	-----
 "SO"	25	35	45	-----	-----	-----	145	-----	-----	-----	-----	-----	-----
 "MC"	28	38	5	9	58	451	148	3	115	158	178	118	119
 "MU"	27	37	-----	-----	-----	-----	147	-----	-----	-----	-----	-----	-----
 "MO"	22	32	42	-----	-----	-----	142	-----	-----	-----	-----	-----	-----
 "LC"	26	36	-----	-----	-----	-----	146	-----	-----	156	-----	-----	-----
 "LU"	21	31	-----	-----	-----	-----	141	-----	-----	-----	-----	-----	-----
 "LO"	29	39	-----	-----	-----	-----	149	-----	-----	-----	-----	-----	-----

Kadee® HO-Scale Gear Box Mounting Dimensions

Gear Box Mounting Dimensions

	Coupler in a #213 20-Series Gear Box mounted on Bottom	30-Series Coupler or Whisker® Coupler in a #252 Gear Box mounted on the bottom	30-Series Coupler or Whisker® Coupler in a #252 Gear Box mounted on the top	Coupler in a #232 Gear Box ("5" Type) or #242 Gear Box (Whisker® Type)	
21 141					Long Underset Shank
26 146 156					Long Centerset Shank
29 149					Long Overset Shank
27 147					Medium Underset Shank
no. 5®, 28, 58, 118, 119, 148, 158					Medium Centerset Shank
22 42 142					Medium Overset Shank
24 44 144					Short Underset Shank
23 143 153					Short Centerset Shank
25 45 145					Short Overset Shank

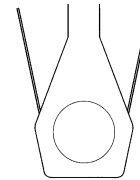
Kadee® HO-Scale Offset Couplers Chart

<p>41, 141* 21, 31</p>  <p>146*, 156* 26, 36</p>  <p>49, 149* 29, 39</p> 	<p>“LU” Long all metal Underset shank raises knuckle height Long plastic Underset shank raises knuckle height</p> <p>“LC” Long all metal Centerset shank knuckle is centered Long plastic Centerset shank knuckle is centered</p> <p>“LO” Long all metal Overset shank lowers knuckle height Long plastic Overset shank lowers knuckle height</p>	 <p>Long Centerset Shank</p>
<p>147* 27, 37</p>  <p>No. 5®, 9, 58, 118*, 119*, 148*, 158* 28, 38</p>  <p>42, 142* 22, 32</p> 	<p>“MU” Medium all metal Underset shank raises knuckle height Medium plastic Underset shank raises knuckle height</p> <p>“MC” Medium all metal Centerset shank knuckle is centered Medium plastic Centerset shank knuckle is centered</p> <p>“MO” Medium all metal Overset shank lowers knuckle height Medium plastic Overset shank lowers knuckle height</p>	 <p>Medium Centerset Shank</p>
<p>44, 144* 24, 34</p>  <p>43, 143*, 153* 23, 33</p>  <p>45, 145* 25, 35</p> 	<p>“SU” Short all metal Underset shank raises knuckle height Short plastic Underset shank raises knuckle height</p> <p>“SC” Short all metal Centerset shank knuckle is centered Short plastic Centerset shank knuckle is centered</p> <p>“SO” Short all metal Overset shank lowers knuckle height Short plastic Overset shank lowers knuckle height</p>	 <p>Short Centerset Shank</p>

This Chart Represents Kadee® Coupler Shank Variations. Not Possible Variations in Draft Gear Boxes.

A * represents couplers with the Whisker® Shank all other couplers use the Standard Shank.
All couplers listed will function in each others draft gear boxes with exception of the 30-Series gear box will not work with Whisker® Couplers. The #252 gear box is the Whisker® Coupler 30-Series equivalent gear box.

All the #140 series couplers may not be available at this time. They will be made available as necessary.
© 2011 Kadee Quality Products Co.



* Whisker® Shank




Standard Shank

Patent numbers 5,662,229

The Standard Shank design found on the #5, 9, 58, 20-Series, 30-Series & 40-Series couplers allows the couplers to be easily interchanged with #213, 232 (medium & long), 233, 234 (short), & 242 draft gear boxes as well as “molded on” coupler pockets.

The Whisker® Shank design found on the new #3, 115, 118, 119, 141, 142, 143, 144, 145, 146, 147, 148, 153, 156, 158, 178, & 451 couplers allows the couplers to be easily interchanged with #213, 232, 234, 242, 252, & 262 draft gear boxes as well as “molded on” coupler pockets.

#58 Coupler
+
12.3 LBS
+
#58 Coupler



Performance You Can Count On!
Compatible with all HO Scale Kadee® couplers.
Kadee® Couplers Out Pull & Perform All "Third World Knock Offs (CLONES)" Hands Down. No "CLONE" can even start to measure up to Kadee's® Quality, Trouble Free Performance, Durability and Reputation.
The Original and Still the Best!

**12.3
LBS**

Find the latest HO-Scale coupler conversions on our web site.

Conversion List
www.kadee.com/conv/holist.pdf

Conversion Drawings
www.kadee.com/conv/ho.htm